

Master all your challenges

initial[™]
TECHNIQUE GUIDE

initial[™]
TECHNIQUE GUIDE

- GC Initial MC
- GC Initial LF
- GC Initial Ti
- GC Initial Zr-FS
- GC Initial LiSi

GC

JULY 2021

GC Initial MC, GC Initial Ti & GC Initial LF System Colour Chart



Description	No. of Bottles	Colour Code
Opaque	16	OA1-OD4
		OM-1: White
		OM-2: Olive/Kaki
Opaque Modifier	6	OM-3: Ocker/Orange
		OM-4: Yellow/Gold
		OM-5: Red/Brown
		OM-6: Gingival
Opacus Dentin	16	ODA1-ODD4
Opacus Dentin Modifier	2	ODM-1: White
		ODM-2: Yellow/Gold
Dentin	16	DA1-DD4
		FD-91: Light
		FD-92: Sunset
Fluo Dentin	3	FD-93: Sand
Enamel	4	E57-E60
Clear Fluorescence	1	CL-F
Clear Window	1	CL-W
Translucent	2	TN: Translucent Neutral
		TO: Translucent Opal
Translucent Modifier	4	TM-01: Blue
		TM-02: White
		TM-03: Rosa
		TM-04: Yellow
		TM-05: Grey
Enamel Intensive	4	EI-11: Grey
		EI-12: Yellow soft
		EI-13: Orange
		EI-14: Yellow

Description	No. of Bottles	Colour Code
Enamel Occusal	3	EO-15: White
		EO-16: Yellow Neutral
		EO-17: Violet/Grey
Enamel Opal	5	EOP-1: Bleached White
		EOP-2: White
		EOP-3: Blue
		EOP-4: Grey
		EOP Booster*
Cervical Translucent	5	CT-21: Light
		CT-22: Yellow Soft
		CT-23: Pale Orange
		CT-24: Yellow
		CT-25: Brown
Shoulder Transpa	7	ST-30: Neutral White
		ST-31: Cream
		ST-32: Light Yellow
		ST-33: Yellow
		ST-34: Pink/Beige
		ST-35: Olive Brown
		ST-36: Light Brown
Shoulder Opaque	3	SO-37: Ivory
		SO-38: Orange
		SO-39: Brown

Description	No. of Bottles	Colour Code
INside	11	IN-41: Flamingo
		IN-42: Terracota
		IN-43: Sun
		IN-44: Sand
		IN-45: Havanna
		IN-46: Brasil
		IN-47: Sienna
		IN-48: Kurkuma
		IN-49: Maracuja
		IN-50: Curry
		IN-51: Olive
Glaze	1	GL
Correction Powder	1	COR
Bleach	4	BLD-1: Light
		BLD-2: White
		BLD-3: Xwhite
		BL-E: Bleach enamel
Gum	6	GU: Gum Universal
		GM-23: Base light
		GM-24: Base dark
		GM-34: Intensive violet
		GM-35: Intensive cream
		GM-36: Intensive red

*Not available for GC Initial LF / Ti

GC Initial MC, GC Initial Ti & GC Initial LF

Colour Combination Chart

V-SHADE		A1	A2	A3	A3,5	A4	B1	B2	B3	B4	C1	C2	C3	C4	D2	D3	D4
Opaque	16	A1	A2	A3	A3,5	A4	B1	B2	B3	B4	C1	C2	C3	C4	D2	D3	D4
Opagus Dentin	16	A1	A2	A3	A3,5	A4	B1	B2	B3	B4	C1	C2	C3	C4	D2	D3	D4
Dentin	16	A1	A2	A3	A3,5	A4	B1	B2	B3	B4	C1	C2	C3	C4	D2	D3	D4
Clear Fluorescence	1	CL-F															
Enamel	16	E58	E58	E59	E60	E60	E57	E59	E59	E59	E60	E59	E59	E60	E60	E59	E59

V- Shade is referring to the Vita® Shade Guide. Vita® is a registered trademark of VITA Zahnfabrik H. Rauter GmbH & Co. KG, Bad Säckingen, Germany.



GC Initial Zr-FS System Colour Chart



Description	No. of Bottles	Colour Code
Frame Modifier	3	FM-1: White
		FM-2: Olive/Kaki
		FM-3: Ocker/Orange
		BL-FM
		FM-5: Gum
Opacus Dentin Modifier	2	ODM-1: White
		ODM-2: Yellow/Gold
Dentin	16	DA1-DD4
Fluo Dentin	3	FD-91: Light
		FD-92: Sunset
		FD-93: Sand
Enamel	4	E57-E60
Clear Fluorescence	1	CL-F
Clear Window	1	CL-W
Translucent	2	TN: Translucent Neutral
		TO: Translucent Opal
Translucent Modifier	4	TM-01: Blue
		TM-02: White
		TM-03: Rosa
		TM-04: Yellow
		TM-05: Grey
Enamel Intensive	4	EI-11: Grey
		EI-12: Yellow soft
		EI-13: Orange
		EI-14: Yellow

Description	No. of Bottles	Colour Code
Enamel Occlusal	3	EO-15: White
		EO-16: Yellow/Neutral
		EO-17: Violet/Grey
Enamel Opal	5	EOP-1: Bleached White
		EOP-2: White
		EOP-3: Blue
		EOP-4: Grey
		EOP Booster
Cervical Translucent	5	CT-21: Light
		CT-22: Yellow Soft
		CT-23: Pale Orange
		CT-24: Yellow
		CT-25: Brown
Shoulder Transpa	7	ST-30 Neutral White
		ST-31: Cream
		ST-32: Light Yellow
		ST-33: Yellow
		ST-34: Pink/Beige
		ST-35: Olive Brown
		ST-36: Light Brown
Shoulder Opaque	3	SO-37: Ivory
		SO-38: Orange
		SO-39: Brown

Description	No. of Bottles	Colour Code
INside	11	IN-41: Flamingo
		IN-42: Terracota
		IN-43: Sun
		IN-44: Sand
		IN-45: Havana
		IN-46: Brasil
		IN-47: Sienna
		IN-48: Kurkuma
		IN-49: Maracuja
		IN-50: Curry
		IN-51: Olive
Glaze	1	GL
Correction Powder	1	COR
Bleach	4	BLD-1: Light
		BLD-2: White
		BLD-3: Xwhite
		BL-E: Bleach Enamel
Gum	6	GU: Gum Universal
		GM-23: Base light
		GM-24: Base dark
		GM-34: Intensive violet
		GM-35: Intensive cream
		GM-36: Intensive red

GC Initial Zr-FS

Colour Combination Chart

V-SHADE		A1	A2	A3	A3,5	A4	B1	B2	B3	B4	C1	C2	C3	C4	D2	D3	D4
Frame Modifier	16	FM-2	FM-2	FM-2	FM-3	FM-2	FM-1	FM-3	FM-3	FM-3	FM-1	FM-2	FM-2	FM-2	FM-1	FM-2	FM-3
Dentin	16	DA1	DA2	DA3	DA3,5	DA4	DB1	DB2	DB3	DB4	DC1	DC2	DC3	DC4	DD2	DD3	DD4
Clear Fluorescence	1	CL-F															
Enamel	4	E58	E58	E59	E60	E60	E57	E59	E59	E59	E60	E59	E59	E60	E60	E59	E59

V-Shape is referring to the Vita® Shade Guide. Vita® is a registered trademark of VITA Zahnfabrik H. Rauter GmbH & Co. KG, Bad Säckingen, Germany.



GC Initial LiSi Colour Chart



Description	No. of Bottles	Colour Code
Dentin	16	DA1-DD4
Fluo Dentin	3	FD-91: Light
		FD-92: Sunset
		FD-93: Sand
Enamel	4	E57-E60
Clear Fluorescence	1	CL-F
Translucent	2	TN: Translucent Neutral
		TO: Translucent Opal
Translucent Modifier	4	TM-01: Blue
		TM-02: White
		TM-03: Rosa
		TM-04: Yellow
		TM-05: Grey
Enamel Intensive	4	EI-11: Grey
		EI-12: Yellow soft
		EI-13: Orange
		EI-14: Yellow
Enamel Occusal	3	EO-15: White
		EO-16: Yellow Neutral
		EO-17: Violet/Grey
Frame Modifier	3	EOP-1: Bleached White
		EOP-2: White
		EOP-3: Blue
		EOP-4: Grey
		EOP Booster

Description	No. of Bottles	Colour Code
Cervical Translucent	4	CT-21: Light
		CT-22: Yellow Soft
		CT-23: Pale Orange
		CT-24: Yellow
INside	11	IN-41: Flamingo
		IN-42: Terracota
		IN-43: Sun
		IN-44: Sand
		IN-45: Havanna
		IN-46: Brasil
		IN-47: Sienna
		IN-48: Kurkuma
		IN-49: Maracuja
		IN-50: Curry
		IN-51: Olive
Glaze	1	GL
Correction Powder	1	COR
Bleach	4	BLD-1: Light
		BLD-2: White
		BLD-3: Xwhite
		BL-E: Bleach Enamel
Gum	1	GM-23: Base light

GC Initial LiSi

Colour Combination Chart

V-SHADE		A1	A2	A3	A3,5	A4	B1	B2	B3	B4	C1	C2	C3	C4	D2	D3	D4
Dentin	16	DA1	DA2	DA3	DA3,5	DA4	DB1	DB2	DB3	DB4	DC1	DC2	DC3	DC4	DD2	DD3	DD4
Clear Fluorescence	1	CL-F															
Enamel	4	E58	E58	E59	E60	E60	E57	E59	E59	E59	E60	E59	E59	E60	E60	E59	E59

V-Shade is referring to the Vita® Shade Guide. Vita® is a registered trademark of VITA Zahnfabrik H. Rauter GmbH & Co. KG, Bad Säckingen, Germany.




Classical V-Technique

GC Initial MC



1 Metal Coping

WAK/CTE ($10^{-6} \times K^{-1}$) Ceramic:
GC Initial MC 13.1

WAK/CTE ($10^{-6} \times K^{-1}$) Metal:
13.8 ← IDEAL 14.2 → 14.9





2 1st Paste/Powder Opaque: wash

Result

MC Opaque	A1	A2	A3	A3.5	A4	B1	B2	B3	B4	C1	C2	C3	C4	D2	D3	D4
1 st Paste Opaque Firing	Start	→	→	→	→	→	→	→	→	Vac	Final	Vac	→	→	→	→
	550°C	6min	80°C/min							✓	940°C	-			1min	
1 st Powder Opaque Firing	Start	→	→	→	→	→	→	→	→	Vac	Final	Vac	→	→	→	→
	600°C	2min	80°C/min							✓	940°C	-			1min	

3 2nd Paste/Powder Opaque





Result

MC Opaque	A1	A2	A3	A3.5	A4	B1	B2	B3	B4	C1	C2	C3	C4	D2	D3	D4
2 nd Paste Opaque Firing	Start	→	→	→	→	→	→	→	→	Vac	Final	Vac	→	→	→	→
	550°C	6min	80°C/min							✓	930°C	-			1min	
2 nd Powder Opaque Firing	Start	→	→	→	→	→	→	→	→	Vac	Final	Vac	→	→	→	→
	600°C	2min	80°C/min							✓	930°C	-			1min	


4 Opacus Dentin

Optional



MC Opacus Dentin	A1	A2	A3	A3.5	A4	B1	B2	B3	B4	C1	C2	C3	C4	D2	D3	D4


5 Dentin



MC Dentin	A1	A2	A3	A3.5	A4	B1	B2	B3	B4	C1	C2	C3	C4	D2	D3	D4

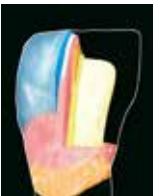

6 Clear Fluorescence

≈ 0.2 mm



MC Clear-Fluorescence	A1	A2	A3	A3.5	A4	B1	B2	B3	B4	C1	C2	C3	C4	D2	D3	D4

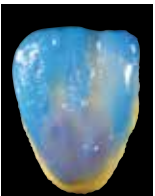
7 Enamel

Result

MC Enamel	A1	A2	A3	A3.5	A4	B1	B2	B3	B4	C1	C2	C3	C4	D2	D3	D4
	E58	E58	E59	E59	E60	E57	E59	E59	E59	E60	E59	E59	E60	E60	E59	E59
1 st Dentin Firing	Start	→	→	→	→	→	→	→	→	Vac	Final	Vac	→	→	→	→
	580°C	6min	55°C/min							✓	890°C	-			1min	

8 Correction: Enamel + CL-F



2 nd Dentin Firing	Start	→	→	→	→	→	→	→	→	Vac	Final	Vac	→	→	→	→
	580°C	6min	55°C/min							✓	890°C	-			1min	

9 Glaze Fire + Stains



Glaze Firing	Start	→	→	→	→	→	→	→	→	Vac	Final	Vac	→	→	→	→
	600°C	2min	55°C/min							✓	890°C	-			1min	
Glaze Firing + Stains	Start	→	→	→	→	→	→	→	→	Vac	Final	Vac	→	→	→	→
	480°C	2min	55°C/min							✓	890°C	-			1min	

Classical V-Technique

GC Initial Ti



1 Titanium Coping + GC Initial Ti Bonder

WAK/CTE (10⁻⁶ x K⁻¹)
Ceramic: GC Initial Ti 8.6

Ti Bonder Firing	Start 450°C	4min	55°C/min	Vac ✓	Final 810°C	Vac -	1min
------------------	-------------	------	----------	-------	-------------	-------	------

2 1st Opaque: wash

Result

Ti Opaque	A1 A2 A3 A3.5 A4 B1 B2 B3 B4 C1 C2 C3 C4 D2 D3 D4						
1st Opaque Firing	Start 450°C	4min	55°C/min	Vac ✓	Final 810°C	Vac -	1min

3 2nd Opaque

Result

Ti Opaque	A1 A2 A3 A3.5 A4 B1 B2 B3 B4 C1 C2 C3 C4 D2 D3 D4						
2nd Opaque Firing	Start 450°C	4min	55°C/min	Vac ✓	Final 810°C	Vac -	1min

4 Opaqus Dentin
Optional

Ti Opaqus Dentin	A1 A2 A3 A3.5 A4 B1 B2 B3 B4 C1 C2 C3 C4 D2 D3 D4
------------------	---

5 Dentin

Ti Dentin	A1 A2 A3 A3.5 A4 B1 B2 B3 B4 C1 C2 C3 C4 D2 D3 D4
-----------	---

6 Clear Fluorescence
≈ 0.2 mm

Ti Clear-Fluorescence	A1 A2 A3 A3.5 A4 B1 B2 B3 B4 C1 C2 C3 C4 D2 D3 D4
-----------------------	---

7 Enamel

Result

Ti Enamel	A1 A2 A3 A3.5 A4 B1 B2 B3 B4 C1 C2 C3 C4 D2 D3 D4						
1st Dentin Firing	Start 400°C	6min	45°C/min	Vac ✓	Final 780°C	Vac -	1min

8 Correction: Enamel + CL-F

2nd Dentin Firing	Start 400°C	6min	45°C/min	Vac ✓	Final 775°C	Vac -	1min
-------------------	-------------	------	----------	-------	-------------	-------	------

9 Glaze Fire + Stains

Glaze Firing	Start 450°C	2min	45°C/min	Vac ✓	Final 785°C	Vac -	1min
Glaze Firing + Stains	Start 480°C	2min	45°C/min	Vac ✓	Final 780°C	Vac -	1min

Classical V-Technique

GC Initial LF



1 Prepare Coping

WAK/CTE (10⁻⁶ x K⁻¹) Ceramic:
GC Initial MC 11,6

WAK/CTE (10⁻⁶ x K⁻¹) Metal:
13.8 ← IDEAL 14.2 → 14.9

2 1st Opaque: wash

Result

LF Opaque	A1	A2	A3	A3.5	A4	B1	B2	B3	B4	C1	C2	C3	C4	D2	D3	D4
1 st Opaque Firing	Start	→	→	→	→	→	→	→	→	→	→	→	→	→	→	→
	450°C	4min	55°C/min	Vac ✓	Final	830°C	Vac	1min								

3 2nd Opaque

Result

LF Opaque	A1	A2	A3	A3.5	A4	B1	B2	B3	B4	C1	C2	C3	C4	D2	D3	D4
2 nd Opaque Firing	Start	→	→	→	→	→	→	→	→	→	→	→	→	→	→	→
	450°C	4min	55°C/min	Vac ✓	Final	820°C	Vac	1min								

4 Opacus Dentin

Optional

LF Opacus Dentin	A1	A2	A3	A3.5	A4	B1	B2	B3	B4	C1	C2	C3	C4	D2	D3	D4

5 Dentin

LF Dentin	A1	A2	A3	A3.5	A4	B1	B2	B3	B4	C1	C2	C3	C4	D2	D3	D4

6 Clear Fluorescence

≈ 0.2 mm

LF Clear-Fluorescence	A1	A2	A3	A3.5	A4	B1	B2	B3	B4	C1	C2	C3	C4	D2	D3	D4
	← CL-F →															

7 Enamel

Result

LF Enamel	A1	A2	A3	A3.5	A4	B1	B2	B3	B4	C1	C2	C3	C4	D2	D3	D4
	E58	E58	E59	E59	E60	E57	E59	E59	E59	E60	E59	E59	E60	E60	E59	E59
1 st Dentin Firing	Start	→	→	→	→	→	→	→	→	→	→	→	→	→	→	→
	450°C	6min	45°C/min	Vac ✓	Final	770°C	Vac	1min								

8 Correction: Enamel + CL-F

2 nd Dentin Firing	Start	→	→	→	→	→	→	→	→	→	→	→	→	→	→	→
	450°C	6min	45°C/min	Vac ✓	Final	760°C	Vac	1min								

9 Glaze Fire + Stains

Glaze Firing	Start	→	→	→	→	→	→	→	→	→	→	→	→	→	→	→
	480°C	2min	45°C/min	Vac ✓	Final	780°C	Vac	1min								
Glaze Firing + Stains	Start	→	→	→	→	→	→	→	→	→	→	→	→	→	→	→
	480°C	2min	45°C/min	Vac ✓	Final	750°C	Vac	1min								

Classical V-Technique

GC Initial Zr-FS

1 Zirconium Oxide Framework

2 Frame Modifier

	A1	A2	A3	A3.5	A4	B1	B2	B3	B4	C1	C2	C3	C4	D2	D3	D4	
Frame Mod (FM-)	2	2	2	3	2	1	3	3	3	1	2	2	2	1	2	3	
Frame Modifier Firing	Start 450°C	→ 4min	↗ 55°C/min	Vac ✓	Final 800°C	Vac -	1min										

3 Fluo Dentin/Inside
Optional

4 Dentin

Zr-FS Dentin (D)	A1	A2	A3	A3.5	A4	B1	B2	B3	B4	C1	C2	C3	C4	D2	D3	D4

5 Clear Fluorescence
≈ 0.2 mm

	A1	A2	A3	A3.5	A4	B1	B2	B3	B4	C1	C2	C3	C4	D2	D3	D4
Zr-FS Clear-Fluorescence	←----- CL-F -----→															

6 Enamel

	A1	A2	A3	A3.5	A4	B1	B2	B3	B4	C1	C2	C3	C4	D2	D3	D4	
Zr-FS Enamel	E58	E58	E59	E59	E60	E57	E59	E59	E59	E60	E59	E59	E60	E60	E59	E59	
1st Dentin Firing	Start 450°C	→ 6min	↗ 45°C/min	Vac ✓	Final 810°C	Vac -	1min										

7 Correction: Enamel + CL-F

2nd Dentin Firing	Start 450°C	→ 6min	↗ 45°C/min	Vac ✓	Final 800°C	Vac -	1min										
-------------------	-------------	--------	------------	-------	-------------	-------	------	--	--	--	--	--	--	--	--	--	--

8 Glaze Fire + Stains

Glaze Firing	Start 480°C	→ 2min	↗ 45°C/min	Vac -	Final 820°C	1min										
Glaze Firing + Stains	Start 480°C	→ 2min	↗ 45°C/min	Vac -	Final 790°C	1min										

Conversion Guide GC Initial to Vita 3-D Master

Vita® 3D Master	Vita® classic (Initial MC)	Ratio	Opaker	Enamel
1M1	D-D2 + BLD-1	1:1	A1	E-58
1M2	D-A1 + IN-44	6:1	A1	E-58
2L1,5	D-A1 + IN-51	6:0.5	A2	E-58
2L2,5	D-B2 + IN-47	5:1	B2	E-58
2M1	D-C1 + BLD-1 + IN-41	4:1:0.5	A1	E-58
2M2	D-A1 + IN-45	7:1	A1	E-58
2M3	D-B2 + D-B3	1:1	B2	E-59
2R1,5	D-A1 + IN-41	5:1	A1	E-59
2R2,5	D-A2 + IN-47	5:0.5	A2	E-59
3L1,5	D-C1 + IN-46	6:1	D3	E-59
3L2,5	D-B3 + D-A3	5:1	B3	E-60
3M1	D-D2 + D-C4	5:1	D3	E-59
3M2	D-D3 + IN-45	6:1	D3	E-60
3M3	D-B4 + IN-42	6:1	B4	E-60
3R1,5	D-D2 + IN-41	3:1	A4	E-60
3R2,5	D-A3 + IN-42	2:1	A3,5	E-60
4L1,5	D-D3 + D-C4	3:1	D3	E-60
4L2,5	D-A4 + IN-50	5:1	A4	E-60
4M1	D-D3 + CT-25 + TM-05	2:1:3	A2	E-59
4M2	D-A3 + IN-45 + TM-05	3:4:5	A2	E-59
4M3	D-A3,5 + IN-45 + IN-48	5:1:0.5	A4	E-60
4R1,5	D-D3 + CT-25 + TM-05	3:2:2	A2	E-60
4R2,5	D-A3,5 + IN-45 + TM-05	3:2:2	B4	E-60
5M1	D-D3 + CT-23 + TM-05	3:1:3	A4	E-60
5M2	D-A4 + CT-23 + TM-05	2:3:2	A4	E-60
5M3	D-A4 + IN-49 + IN-48	4:0.5:0.5	A4	E-60



Conversion Guide GC Initial to Vita 3-D Master



Vita® 3D Master	Color 3D	Opaque	Dentine (Ratio)	Enamel
1M1		A1	D-D2 + BLD-1 1:1	E-58
1M2		A1	D-A1 + IN-44 6:1	E-58
2L1,5		A2	D-A1 + IN-51 6:0.5	E-58
2L2,5		B2	D-B2 + IN-47 5:1	E-58
2M1		A1	D-C1 + BLD-1 + IN-41 4:1:0.5	E-58

Vita® 3D Master	Color 3D	Opaque	Dentine (Ratio)	Enamel
2M2		A1	D-A1 + IN-45 7:1	E-58
2M3		B2	D-B2 + D-B3 1:1	E-59
2R1,5		A1	D-A1 + IN-41 5:1	E-59
2R2,5		A2	D-A2 + IN-47 5:0.5	E-59

Conversion Guide GC Initial to Vita 3-D Master







Vita® 3D Master	Color 3D	Opaque	Dentine (Ratio)	Enamel
3L1,5		D3	D-C1 + IN-46 6:1	E-59
3L2,5		B3	D-B3 + D-A3 5:1	E-60
3M1		D3	D-D2 + D-C4 5:1	E-59
3M2		D3	D-D3 + IN-45 6:1	E-60

Vita® 3D Master	Color 3D	Opaque	Dentine (Ratio)	Enamel
3M3		B4	D-B4 + IN-42 6:1	E-60
3R1,5		A4	D-D2 + IN-41 3:1	E-60
3R2,5		A3,5	D-A3 + IN-42 2:1	E-60

Conversion Guide GC Initial to Vita 3-D Master



Vita® 3D Master	Color 3D	Opaque	Dentine (Ratio)	Enamel
4L1,5		D3	D-D3 + D-C4 3:1	E-60
4L2,5		A4	D-A4 + IN-50 5:1	E-60
4M1		A2	D-D3 + CT-25 + TM-05 2:1:3	E-59
4M2		A2	D-A3 + IN-45 + TM-05 3:4:5	E-59

Vita® 3D Master	Color 3D	Opaque	Dentine (Ratio)	Enamel
4M3		A4	D-A3,5 + IN-45 + IN-48 5:1:0.5	E-60
4R1,5		A2	D-D3 + CT-25 + TM-05 3:2:2	E-60
4R2,5		B4	D-A3,5 + IN-45 + TM-05 3:2:2	E-60

Conversion Guide GC Initial to Vita 3-D Master

Vita® 3D Master	Color 3D	Opaque	Dentine (Ratio)	Enamel
5M1		A4	D-D3 + CT-23 + TM-05 3:1:3	E-60
5M2		A4	D-A4 + CT-23 + TM-05 2:3:2	E-60
5M3		A4	D-A4 + IN-49 + IN-48 5:0.5:0.5	E-60


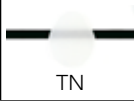







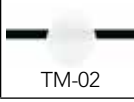

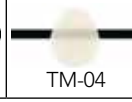
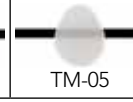
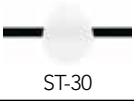

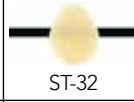


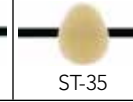
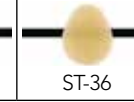

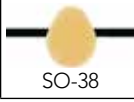
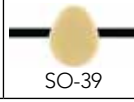





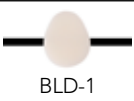
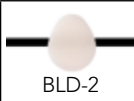
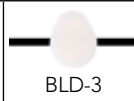
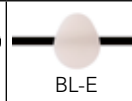
GC Initial Individual Shade Modifiers



DENTIN											
Opagus Dentin Modifiers	ODM-1	ODM-2									
Dentin	D-A1	D-A2	D-A3	D-A3,5	D-A4						
	D-B1	D-B2	D-B3	D-B4							
	D-C1	D-C2	D-C3	D-C4							
	D-D2	D-D3	D-D4								
Fluo Dentin	FD-91	FD-92	FD-93								
INside	IN-41	IN-42	IN-43	IN-44	IN-45	IN-46	IN-47	IN-48	IN-49	IN-50	IN-51
ENAMEL SHADES											
Enamel	E-57	E-58	E-59	E-60							
Enamel Intensive	EI-11	EI-12	EI-13	EI-14							
Enamel Opal	EOP-1	EOP-2	EOP-3	EOP-4	EOP-Booster						
Enamel Occusal	EO-15	EO-16	EO-17								

GC Initial Individual Shade Modifiers



TRANSLUCENT SHADES							
Translucent	 CL-F	 TN	 TO	CL-W Window			
Cervical Translucent	 CT-21	 CT-22	 CT-23	 CT-24	 CT-25		
Translucent Modifier	 TM-01	 TM-02	 TM-03	 TM-04	 TM-05		
SHOULDER SHADES							
Shoulder Transpa	 ST-30	 ST-31	 ST-32	 ST-33	 ST-34	 ST-35	 ST-36
Shoulder Opaque	 SO-37	 SO-38	 SO-39				
GUM SHADES							
Gum	 GM-23	 GM-24	 GM-34	 GM-35	 GM-36		
BLEACH SHADES							
Bleach	 BLD-1	 BLD-2	 BLD-3	 BL-E			

GC Initial™ IQ Lustre Pastes ONE



V-Shades




			
L-A Lustre Body A	L-B Lustre Body B	L-C Lustre Body C	L-D Lustre Body D
			
L-1 Lustre Enamel Effect 1 Vanilla	L-2 Lustre Enamel Effect 2 White	L-3 Lustre Enamel Effect 3 Light Grey	L-4 Lustre Enamel Effect 4 Dark Grey
			
L-5 Lustre Enamel Effect 5 Light Blue	L-6 Lustre Enamel Effect 6 Dark Blue	L-7 Lustre Enamel Effect 7 Incisio	L-8 Lustre Enamel Effect 8 Olive
			
L-9 Lustre Enamel Effect 9 Orange	L-10 Lustre Enamel Effect 10 Twilight	L-OP Lustre Opal	L-V Lustre Value




L-NFL Lustre Neutral Fluo

L-N Lustre Neutral

GC Initial™ IQ Lustre Pastes NF

Gum Shades



G-23
Lustre Gum
Base Light



G-24
Lustre Gum
Base Dark



G-34
Lustre Gum
Intensive Violet



G-35
Lustre Gum
Intensive Cream



G-36
Lustre Gum
Intensive Red



LP-M1
Modifier White



LP-M2
Modifier Red



LP-M3
Modifier Blue



LP-M4
Modifier Brown

GC Initial Spectrum Stains



SPS-1
Ivory White



SPS-2
Melon Yellow



SPS-3
Signal Yellow



SPS-4
Light Terracotta



SPS-5
Savannah Gold



SPS-6
Caramel



SPS-7
Camel



SPS-8
Olive



SPS-9
Brown



SPS-10
Dark Walnut



SPS-11
Coral



SPS-12
Denim Blue



SPS-13
Twilight



SPS-14
Deep Orange



SPS-15
Sunset



SPS-16
Midnight



SPS-17
Dark Brown



SPS-18
Illusion 1



SPS-19
Illusion 2



SPS-20
Illusion 3



SPS GL



SPS GL-FLU

SPS-17, 18, 19, 20, GL and GL-FLU are not part of the Spectrum Stain Set (art.nr. 877094)

This chart is intended as a reference guide only.

GC Initial MC gum shade set




GO-U

Gum Opaque

This is applied and fired together with the tooth-coloured opaque after the wash bake.

GC Initial Zr-FS gum shade set



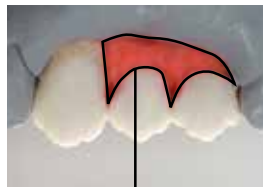
FM-05

Frame Mod. Gum

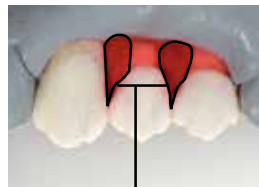
This is applied and fired together with the tooth-coloured frame modifier.



GC Initial MC gum shade set - GC Initial Zr-FS gum shade set



GM-24



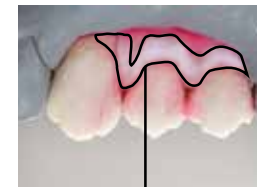
GM-36



GM-34



GM-23



GM-35



TECHNICAL INSTRUCTIONS - Additional set for individual gum shading

Base Dark

These base gum masses are applied after layering the "tooth-coloured" ceramics. The basic mass GM-24 is applied as the bottom, first layer.

Intensive Red

This powder intensifies the areas between the tooth roots. The area of application is rather selective.

Intensive Violet

GM-34 is suitable for extended restorations in the mucogingival fold. It can also be used with dark skin types.

Base Light

The entire gum layering is covered with GM-23. It is a basic powder and essentially regulates the final colour.

Intensive Cream

Then lighter areas of the attached gingiva are reconstructed on the surface. GM-35 can also be applied separately as a cor-rection firing.

The individual steps can be divided between different firings. Firing schedule analogue to the standard layering technique (see Technical Manual for GC Initial MC or GC Initial Zr-FS).


GC Initial LiSi Press



Available in 4 translucencies

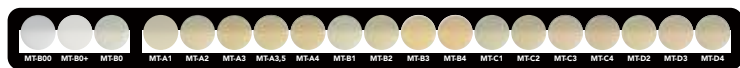
High Translucency (HT) – Enamel replacement

Best transparency match to natural tooth enamel, does not look dark (low value) in the mouth.



Medium Translucency (MT) – Press & stain

V-Shape line-up with warm colors from the Initial family of ceramic materials.



Low Translucency (LT) - Stain or layer

Low translucency ingots, following the V-Shape line-up. Ideal for staining or cut-back layering with GC Initial™ LiSi.



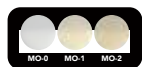
Low Translucency (LT-IQ) – One body concept A, B, C, D or Layer

Compact color line-up following the One Body concept.



Medium Opacity (MO) – Layering

Thanks to strong fluorescence, a life-like sense of colour can be reproduced when veneering Initial LiSi Porcelain.




Translucency Level	Bleach			A1	A2	A3	A3.5	A4	B1	B2	B3	B4	C1	C2	C3	C4	D2	D3	D4
HT	HT-EXW	BLE+	HT-BLE	HT-E58			HT-E59		HT-E60	HT-E57	HT-E59		HT-E60	HT-E59		HT-E60		HT-E59	
MT	MT-B00	B0+	MT-B0	MT-A1	MT-A2	MT-A3	MT-A3.5	MT-A4	MT-B1	MT-B2	MT-B3	MT-B4	MT-C1	MT-C2	MT-C3	MT-C4	MT-D2	MT-D3	MT-D4
LT	LT-B00	B0+	LT-B0	LT-A1	LT-A2	LT-A3	LT-A3.5	LT-A4	LT-B1	LT-B2	LT-B3	LT-B4	LT-C1	LT-C2	LT-C3	LT-C4	LT-D2	LT-D3	LT-D4
LT-IQ				LT-A				LT-B				LT-C				LT-D			
MO	MO-0			MO-1		MO-2		MO-1		MO-2		MO-1		MO-2					



	Processing techniques			Indications				
	Staining Technique	Cut-Back Technique	Layering Technique	Veneers	Inlays	Onlays	Crowns	3-Unit Bridges
HT	•			•	•	•		
MT	•	•		•	•	•	•	•
LT	•	•					•	•
LT-IQ		•	•				•	•
MO			•				•	•

Related Products



 GC EUROPE N.V.
Researchpark Haasrode-Leuven 1240
Interleuvenlaan 33, B-3001 Leuven
Tel. +32.16.74.10.00, Fax. +32.16.40.48.32
info.gce@gc.dental, <https://www.gceurope.com>

RESPONSIBLE MANUFACTURER IN CANADA
GC AMERICA INC.
3737 West 127th Street, Alsip, ILL. 60803 U.S.A.

GC AMERICA INC.
3737 West 127th Street, USA-Alsip, ILL. 60803
Tel. +1.708.597.0900, Fax. +1.708.371.5103
sales@gcamerica.com, www.gcamerica.com

GC Germany GmbH
Seifgrundstraße 2, D-61348 Bad Homburg
Tel. +49.61.72.99.59.60, Fax. +49.61.72.99.59.66.6
info.germany@gc.dental, <https://europe.gc.dental/de-DE>

GC ITALIA S.r.l.
Via Calabria 1, I-20098 San Giuliano Milanese
Tel. +39.02.98.28.20.68, Fax. +39.02.98.28.21.00
info.italy@gc.dental, <https://europe.gc.dental/it-IT>

GC UNITED KINGDOM Ltd.
Coopers Court Newport Pagnell,
Buckinghamshire MK16 8JS, United Kingdom
Tel. +44.1908.218.999, Fax. +44.1908.218.900
info.uk@gc.dental, <https://europe.gc.dental/en-GB>

GC FRANCE s.a.s.
8 rue Benjamin Franklin, F-94370 Sucy en Brie Cedex
Tel. +33.1.49.80.37.91, Fax. +33.1.45.76.32.68
info.france@gc.dental, <https://europe.gc.dental/fr-FR>

GC IBÉRICA - Dental Products, S.L.
Edificio Codesa 2
Playa de las Américas, 2, 1º, Of. 4, ES-28290 Las Rozas, Madrid
Tel. +34.916.364.340, Fax. +34.916.364.341
comercial.spain@gc.dental, <https://europe.gc.dental/es-ES>

GC AUSTRIA GmbH
Tallak 124, A-8103 Gratwein-Strassengel
Tel. +43.312.45.40.20, Fax. +43.312.45.40.20.40
info.austria@gc.dental, <https://europe.gc.dental/de-AT>

GC Europe NV
Benelux Sales Department
Researchpark Haasrode-Leuven 1240
Interleuvenlaan 33, B-3001 Leuven
Tel. +32.16 74.18.60
info.benelux@gc.dental, <https://europe.gc.dental/nl-NL>

GC EUROPE N.V. - East European Office
Siget 19b, HR-10020 Zagreb
Tel. +385.1.46.78.474, Fax. +385.1.46.78.473
info.eeo@gc.dental, www.eeo.gceurope.com

GC NORDIC AB - Finnish Branch
Lemminkäisenkatu 46, FIN-20520 Turku
Tel. +358.40.900.07.57
info.finland@gc.dental, <https://europe.gc.dental/fi-FI>

GC Nordic - Danish Branch
Scandinavian Trade Building, Gydevang 34-41, DK-3450 Allerød
Tel. +45 51 15 03 82
info.denmark@gc.dental, <https://europe.gc.dental/da-DK>

GC NORDIC AB - c/o Lundin Revisionbyrå,
Erik Dahlbergsgatan 11B, SE-411 26 Göteborg
Tel. +46.768.54.43.50
info.nordic@gc.dental, <https://europe.gc.dental/sv-SE>

GC AUSTRIA GmbH - Swiss Office
Zürichstrasse 31, CH-6004 Luzern
Tel. +41.41.520.01.78, Fax. +41.41.520.01.77
info.switzerland@gc.dental, <https://europe.gc.dental/de-CH>

GC AUSTRALASIA DENTAL PTY LTD
1753 Botany Rd, Banksmeadow
Sydney, NSW 2019, Australia
Tel: +61.2.9301.8200, Fax: +61.2.9316.4196
www.gcaustralasia.com

GC SOUTH AMERICA
Rua Heliadora, 399, Santana - São Paulo, SP, BRASIL
CEP: 02022-051 - TEL: +55-11-2925-0965
CNPJ: 08.279.999/0001-61
RESP. TÊC: Erick de Lima - CRO/SP 105.982

GC ASIA DENTAL PTE. LTD.
5 Tampines Central 1, #06-01 Tampines Plaza 2, Singapore 529541
Tel: +65 6546 7588

